

*No image available for this model.*

## SPECIFICATIONS

DECK SIZE	DECK	OPEN SIDE	TIRES	AXLES	BRAKES	AXLE CAPACITY (EACH)	GVWR	RAMP
5' x 10'	2" x 6" Dim.	14" High Rails	ST205/R15C	1	0	3,500	2,999	5' Long

## STANDARD FEATURES



### Radial Tires

Tow smoother, quieter, and farther with radial tires installed on your trailer. Original equipment on Load Rite Elite 5 STARR models with 13" and larger wheels except skiff and pontoon models. Optional on all pontoon and skiff / jon models. Includes [KENDACARE - LOADSTAR TIRE ROADSIDE ASSISTANCE PROGRAM](#).



### Galvanized 5' Tall Steel Mesh Fold Flat Ramp

Our 5' ramp offers a very reasonable approach angle for loading all types of equipment on your Load Rite utility trailers. Constructed of fully galvanized tubular steel and expanded metal mesh. Includes a convenient lift handle in the upper left corner for safely stowing and lifting of the ramp from the flat forward position and spring assist for the ultimate ease and convenience of ramp operation.



### Galvanized Welded Steel Frames

Tubular structural steel, fully hot dip galvanized, provides the ultimate finish for corrosion resistance. Tubular design shrouds wiring from damage. All machining and welding is performed before galvanizing, so there are no surfaces left unprotected from a trailer's ultimate enemy: corrosion.



### Balanced Wheels 13" and Larger

CounterAct Wheel Bead Balancing is now included on all 13" and larger wheel assemblies as a standard feature. The wheels dynamically balance during each use. Visit [counteractbalancing.com](http://counteractbalancing.com) for more information.



### NATM Certified

Each year Load Rite trailers undergo a detailed inspection process in order to earn the right to proudly display this certification on products we manufacture.



### LED Lighting

LED lights offer far greater reliability than incandescent fixtures. Long-lasting and waterproof design make these lights ideal for any trailer application.



### Integrated Tie Down Points

Each utility model comes with a series of integrated tie down points welded to the main outer frame rails.



### Tongue Jack With Foot

Standard equipment on all Load Rite UT models. Appearance and specifications vary by application.



### Battery With Integrated Charger

Allows the emergency breakaway battery to charge while plugged into the tow vehicle.




### Pressure Treated Plank Deck

High-quality pressure treated dimensional lumber of 2" x 6" or 2" x 8" size.



### Integrated Welded Side Rail

Welded side rail provides additional security for loaded items.



### Galvanized Fenders

Hot dip galvanized rolled steel wards off nasty corrosion.




### UT/EQ Warranty

Visit Warranty tab to view full document.



### A-Frame Style Tongue

Designed for strength and stability.



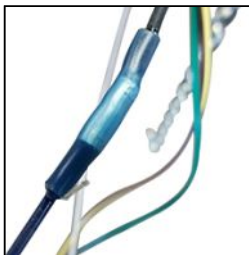
### Galvanized Axle With Leaf Springs

## OPTIONS



### Spare Tire and Carrier

The most important option to consider, every trailer should have a spare tire readily available. Consult dealer for recommended bracket for individual application.




### Heat Shrunk Wire Splices

Upgrade from standard silicone gel-filled connectors to heat-shrunk connections for a little extra peace of mind.



### Aluminum Wheels

A stylish option available with bias-ply or radial tires for most models in 12", 13", 14", 15" and 16" sizes.



### HD Ladder Ramp

Available for all UT models with 6.5' deck. Not available on 5' or 5.5' wide models.



### Electric Brakes

Available on all UT models. Not recommended for marine applications.




### Wheel for Tongue Jack

Available for UT models with standard footed tongue jack.




### Storage Box

Available for most Utility and Equipment models.



### UT Ramp spring assist

Available on all models with mesh ramp.



### Rear drop gate in place of ramp

Available for 6.5' wide deck.